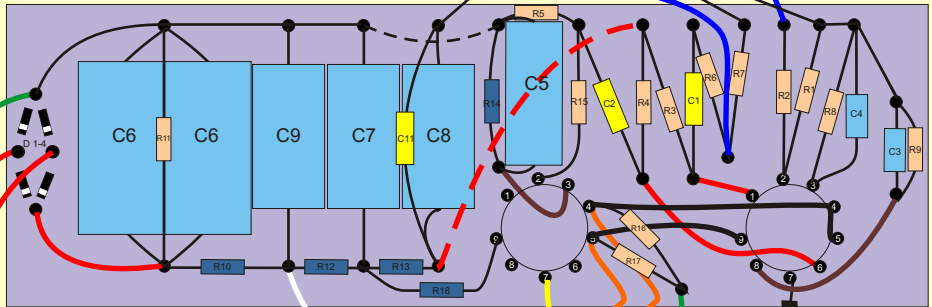
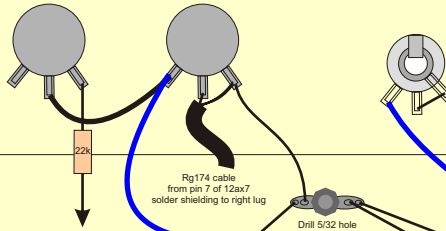



VALVE JUNIOR GOLD MOD LAYOUT

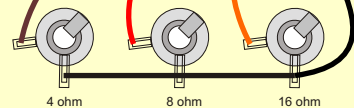

w/ TurretBoards.com Board



To pot center lug.
Use rg174 coax cable
*Cut shielding back (don't ground this end)
See photos section for help.

Be sure to twist these orange wires.

Both of these green/yellow wires are grounds. They were disconnected from the stock board and re-used here on the replacement board.



For our layout we have replaced the PCB potentiometer and jacks with solder lug types.